



PDRxE

Revolution EU

Contemporary two-, four-, or eight-button panel with backlit buttons

The Philips Dynalite Revolution user interface features a sleek, contemporary design and incorporates the latest in field effect technology. Each easy-to-press mechanical button can be customised with text or icons and programmed to perform a wide variety of local and site-wide control functions.

The Revolution Euro range is suitable for, but not limited to, European, Middle Eastern, African and Asian markets.

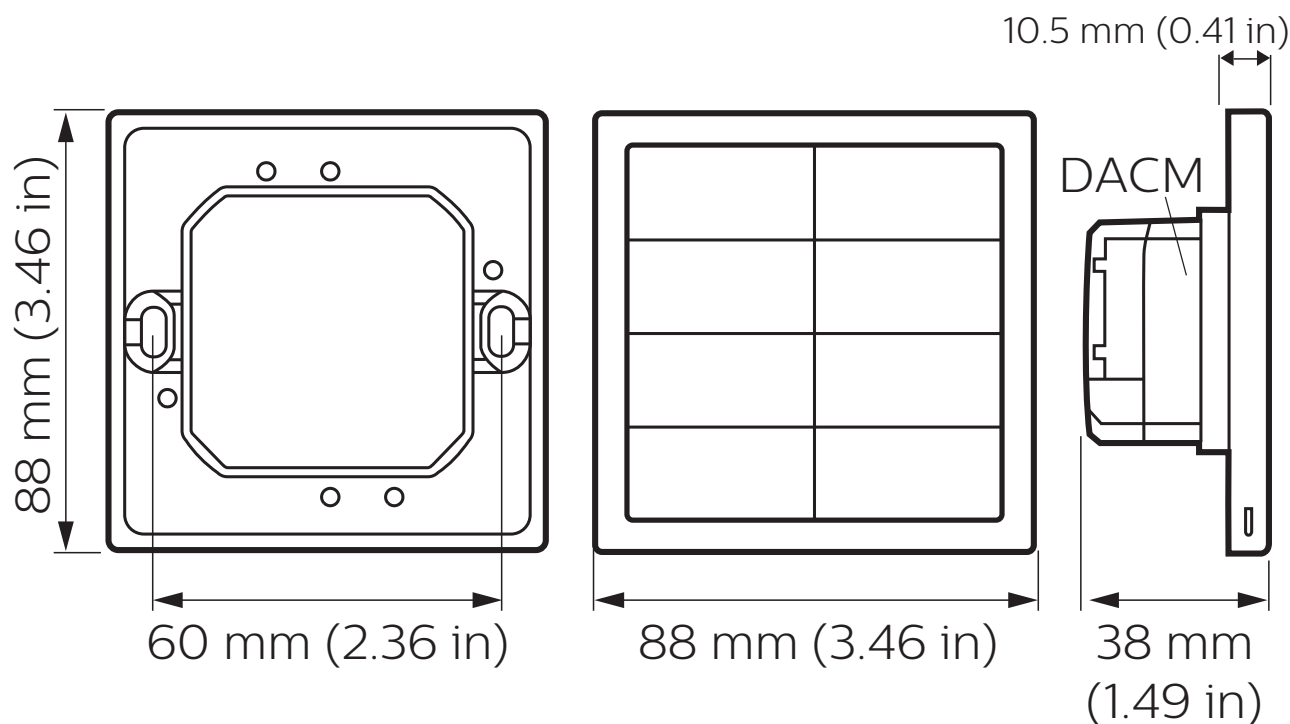
PDRxE

Contemporary two-, four-, or eight-button panel with backlit buttons

- **Field effect technology*** – The user interface detects an approaching user and lights up to encourage interaction.
- **Colour backlight** – Customise each button's backlight from an RGB colour palette.
- **Supplied as two components** – The Application Module contains buttons, frame, base and mounting plate, which can be mixed and matched to suit décor. The Communication Module (DACM) contains logical and network functions and can be pre-programmed off-site, allowing commissioning to commence prior to finalizing finish options.
- **Multiple language and icon labeling** – Button labeling language choices include English, Chinese and Arabic. A library of common icons transcends language barriers, which is particularly useful in hospitality applications.
- **Custom button engraving** – Available on request.
- **Décor-matching options** – Buttons and frames are available in a range of attractive glass-look polycarbonate finishes.
- **64-channel DMX Tx support** – Can be factory-set to DMX instead of DyNet, to communicate directly with DMX fixtures

* The mounting plate must be grounded to avoid field effect false triggering by nearby ungrounded metal objects.

Dimensions



Specifications

Due to continuous improvements and innovations, specifications may change without notice.



PDRxE
Revolution EU

Electrical

Supply Type	DyNet
Supply Voltage	12-24 VDC SELV/Class 2
Supply Current	60 mA (nominal), 120 mA (max) @ 12 VDC 35 mA (nominal), 60 mA (max) @ 24 VDC

Application Module

User Inputs	2/4/8 x software-configurable buttons
Indicators	Colour backlight on each button
Temperature Sensor Range	5° to 40°C (41° to 104°F)
Temperature Sensor Accuracy	± 1°C (± 1.8°F)
Field Effect Detection Range	approx. 4 cm (1.6 in)

Communication Module

Serial Ports	1 x RS-485
Supported Protocols	DyNet DMX Tx
DMX Tx Channels	64
User Inputs	1 x service switch
Indicators	1 x service LED

Physical

Dimensions (H x W x D)	88 x 88 x 38 mm (3.46 x 3.46 x 1.5 in) (fully assembled)
Packed Weight (application module)	0.2 kg (0.44 lb)
Packed Weight (communication module)	0.12 kg (0.25 lb)
Serial Ports	1 x 5-way pluggable screw terminal +V, D-, D+, GND, SHLD
Serial Port Conductor Size	2.5 mm ² (12 AWG) (max)

Environment*

Operating Temperature	0° to 50°C ambient (32° to 122°F)
Storage/Transport Temperature	-25° to 70°C ambient (-13° to 158°F)
Relative Humidity	0-90% non-condensing
IEC Pollution Degree	II

Compliance

Certification	CE, RCM, FCC, ICES-003, UKCA, RoHS
IP Rating	IP40

* For indoor installation only

Revolution EU Models

PDR8E - Eight buttons



PDR4E - Four buttons



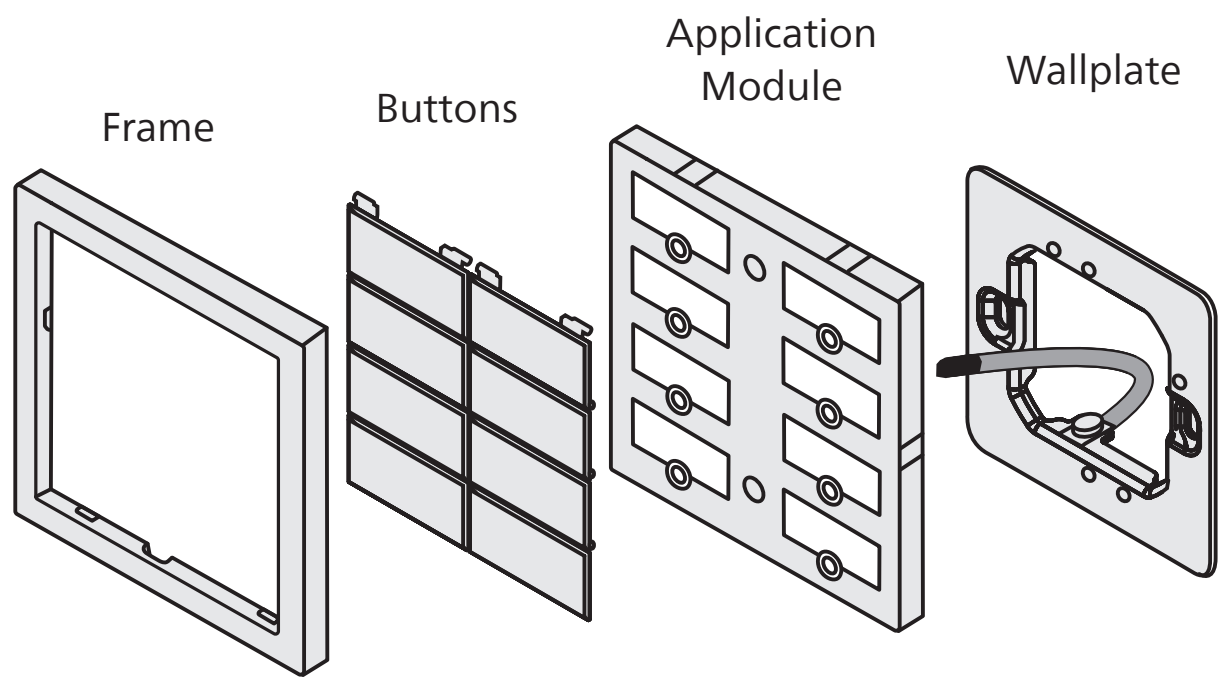
PDR2E - Two buttons




Standard labeling shown



Revolution Panel Assembly



Button Finishes



Frame Finishes



Application Module Ordering Code

The Application Module contains the mounting plate, base, frame, and buttons. The buttons and frame assembly are available in the range of finishes shown below.

The base contains all the sensors and LED indicators. A metal mounting plate attaches the Revolution panel securely to the wall, ensuring stable, reliable operation.



PDR8xxE-BBB-S

Number of Buttons*

- 8 = Eight buttons
- 4 = Four buttons
- 2 = Two buttons

* Placeholder 'x' slots reserved for future release of two- and three-gang frames..

Button Finish

- B = Black
- W = White

Frame Finish

- BB = Black
- WW = White

Button Labeling

- S = Standard labeling
- L = Custom labeling

Communication Module Ordering Code

The Dynalite Application Communication Module (DACM v3 or later) is compatible with all interfaces across the Revolution series, and can be ordered, programmed, installed, wired and tested without the Application Module attached.

This allows the commissioning process to begin before the final finish options have been chosen, or during construction, and protects the Application Module from damage until the site is ready for occupancy.



Product

DACM-DyNet (DyNet comms module)

Philips 12NC

913703072809

Accessories

DINGUS-DUS-DUAL-RJ12 (dual RJ12 connector - pack of 10)

913703064309

DINGUS-UI-DUAL-RJ45 (dual RJ45 connector - pack of 10)

913703334609

